

STEP 1

First time registrants only: submit Account Information Form to connect accounts.

If this is your **first time** taking a Splunk certification exam with Pearson VUE, please [click here](#) to fill out the form to connect your Splunk account to the Pearson VUE platform*.

If you are not currently logged in to your Splunk.com, you will be redirected to the login page first.

This only needs to be done once.

If you have already completed this step and have not received your authorization to test emails, please contact certification@splunk.com for assistance.

If you've already created a Splunk account with [Pearson VUE](#), please skip directly to [Step 5](#).


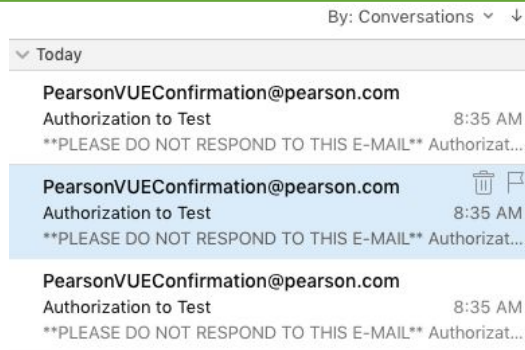
*Candidates are required to maintain separate Pearson VUE accounts for each certification program. This means that if you already have a Pearson VUE account associated with another company's certification program, **you must create a new account for Splunk Certification.**

STEP 3

Wait for Authorization to Test email from PearsonVUEConfirmation@pearson.com.

1

After submitting your form, please wait (**up to 4 business days**) for your Authorization to Test email(s) from PearsonVUEConfirmation@pearson.com. Please do not contact the Splunk Certification Team until four business days have passed. **Please be sure to whitelist the above email address to ensure the email(s) are not quarantined or sent to your spam folder.** You will receive one Authorization to Test email for each certification exam for which you are eligible. You can use the links in **any** of the emails to access your Pearson VUE account.



2

Make note of your **Splunk ID**. This is your personal ID number, which you'll need to access your PearsonVUE account.

3

Use the links provided or visit <https://home.pearsonvue.com/splunk> to schedule your exam appointment.

STEP 4

Create Pearson VUE account: <https://home.pearsonvue.com/splunk>.

Home > Test taker home > Splunk

Splunk Certifications

Splunk Certifications are an IT industry standard designed to validate knowledge of and demonstrate proficiency with Splunk's universal machine data platform. Certifications range from entry-level to expert and were created to help candidates succeed and thrive in a competitive marketplace. Becoming Splunk certified opens new doors in career growth and professional development. For more details on our programs please visit www.splunk.com/education.

- Exam Types
- Test Scheduling
- Program Information
- Program FAQ
- Candidate Handbook



To schedule, reschedule or cancel an exam:

Sign in Create account

- Forgot my username
- Forgot my password

Find a test center

1

Select Create account.

2

Input First Name, Last Name, and Splunk ID (provided in [Authorization to Test](#) email). Names must match those provided to Splunk.com in [Step 3](#).

New users, please sign up for a web account

You will need your Splunk ID to complete the sign up process.

First Name / Given Name:

Last Name / Surname / Family Name:

Splunk ID:

[What is this?](#)

3

Continue to click through account creation. Verify contact information, create username, password, and security questions.

STEP 5

Schedule an exam appointment.

Home

1

Splunk Exams

Pre-approved Exams

- [SPLK-1001: Splunk Core Certified User](#)
- [SPLK-3001: Splunk Enterprise Security Certified Admin](#)
- [SPLK-3002: Splunk IT Service Intelligence Certified Admin](#)

From Pearson VUE account [Home](#) screen, select the exam you'd like to schedule.

Select Exam Delivery Option

For: SPLK-1001: Splunk Core Certified User

All fields are required.

How do you want to take your exam?

[Exam delivery option descriptions](#)

- At a local test center
- At my home or office
- I have a Private Access Code

2

Choose preferred exam delivery method. Note: candidates who choose "At my home or office" are subject to rigorous requirements. Best practice is to carefully read and review our [Online Proctored Overview](#) prior to scheduling via this delivery method.

STEP 5 (continued)

Schedule an exam appointment.

3

Click through the verification screens and proceed to [Schedule this Exam](#), followed by [Proceed to Scheduling](#).

Test Center Search

Exam Selection: SPLK-1002: Splunk Core Certified Power User | Language: English

Find test centers near:

g.g., "55437" or "5601 Green Valley Drive, Bloomington, MN" or "Paris, France"

★ MILITARY COMMUNITY looking for on-base test centers, please [click here](#).

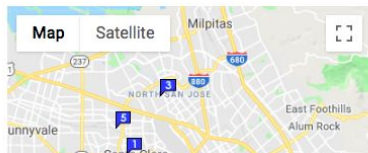
4

Onsite candidates: choose preferred test center. Click [Next](#).

You can select up to three test centers to compare availability.

The test center information link may provide more information regarding wheelchair support, parking, directions, and other physical considerations for a test center.

Test Center	Distance*
Show km	
Questivity Inc 1680 Civic Center Drive Suite E Santa Clara, California 95050 United States Test Center Information	4.0 mi



Choose Appointment

Exam Selection: SPLK-1001: Splunk Core Certified User | Language: English [Change Exam](#)

Test Center

The Stride Center
1212 Broadway
Suite 400
Oakland, California 94612
United States

[Change Test Centers](#)

Select Date [Why can't I find an available appointment?](#)

September 2018							October 2018							
Su	Mo	Tu	We	Th	Fr	Sa	Su	Mo	Tu	We	Th	Fr	Sa	
						1			1	2	3	4	5	6
2	3	4	5	6	7	8	7	8	9	10	11	12	13	
9	10	11	12	13	14	15	14	15	16	17	18	19	20	
16	17	18	19	20	21	22	21	22	23	24	25	26	27	
23	24	25	26	27	28	29	28	29	30	31				
30														

5

Select [Date](#), followed by [Time](#) for exam appointment.

THAT'S IT!

You did it! Now it's time to study.

You will receive a registration confirmation email from Pearson VUE. Please read these email(s) carefully, as they provide important information regarding rescheduling, cancellation, etc.

We highly recommend downloading (and reading!) our [Splunk Certification Candidate Handbook](#) to ensure you are familiar with the latest and greatest program policies.

Once you're ready to hit the books, we recommend reviewing our [Splunk Certification Exams Study Guide](#)! There you'll find sample questions and our test blueprints, giving you a detailed look at what to expect in the exam content.

IMPORTANT: When you sit for your certification exam, you will have 3 minutes to review and accept the Splunk Certification Agreement. Exam sessions will be terminated if this is not accepted within the designated time-frame. You can review the agreement at your convenience in our handbook (linked above, page 14) if you'd like additional time.

As a final note, thank you for your continued commitment and enthusiasm for Splunk Certification. **Good luck on your exam!**