

Splunk Certification

Exam Registration Tutorial

A step-by-step guide to getting registered for Splunk Certification exams.

splunk > turn data into doing®



Step 1

First-time Registrants

Connect your Splunk account to the Pearson VUE platform.

- ❑ If this is your **first** time taking a Splunk certification exam with Pearson VUE, please [click here](#) to fill out the form to connect your Splunk account to the Pearson VUE platform* (you may be redirected to log into your Splunk.com account, if you are not currently logged in).

Please note: You will first be prompted to sign-in to your Splunk.com account or to create a new Splunk.com account if you don't already have one. You'll be redirected to STEP, our Splunk education site, which will then redirect you to register through the Pearson VUE site. This is a one-time action. The line-item in STEP "Connect Your Pearson VUE Account (1 time action)" should be ignored. It is simply a placeholder for the initial action and does not impact your exam registration. You may also notice this line-item display as a cancellation in your Order History, but it does not impact an exam registration as all exam registrations are done directly in Pearson VUE.

- ❑ If you have already completed this step and have **not** received your authorization to test emails, please contact certification@splunk.com for assistance.
- ❑ If you've already created a **Splunk** account with [Pearson VUE](#), please skip directly to [Step 5](#).



Step 2

Submit complete, accurate contact information to testing partner Pearson VUE.

Full name provided **must match candidate's photo ID**, which will be checked at the time of exam.

Please note: there is **not** a middle name field in the form. Candidates are suggested to keep the surname in the last name field and include any/all given names (first, middle, second middle) in the first name field.

Please select country of residence from pull-down menu.

Incomplete or inaccurate information will result in **delayed** registration.

First Name REQUIRED

Last Name REQUIRED

Primary Email Alternate Email
amesser@splunk.com

Phone Number (do not add country code)

Address 1


Address 2

City

United States ▼

Zip / Postal Code

I agree to the [Splunk Website Terms & Conditions of Use](#).

I'm not a robot 

Submit Information

Do **not** include country phone code.

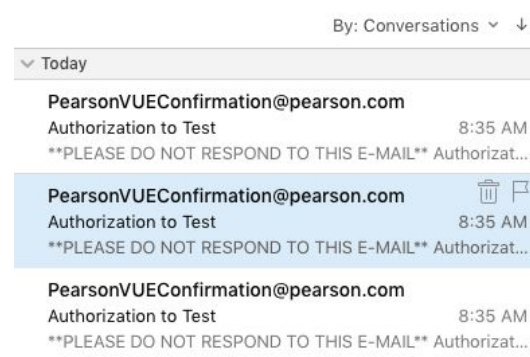


Step 3

Wait for Authorization to Test email(s).

This process may take up to two business days. If you still have not received your emails, which come from PearsonVUEconfirmation@pearson.com, please contact certification@splunk.com for assistance.

You may receive multiple Authorization to Test emails, but can use the links in any of the emails to access your Pearson VUE account.



Make note of your **Splunk ID**.

This is your personal ID number, which is needed to create a Pearson VUE account.

Authorization to Test



PearsonVUEConfirmation@pearson.com <PearsonVUEConfirmation@pearson.com>

Alicia Messer

Thursday, September 6, 2018 at 8:35 AM

[Show Details](#)

splunk >
certification

PLEASE DO NOT RESPOND TO THIS E-MAIL

Authorization to Test

You have been authorized to take an exam with Pearson VUE. Information, including exam rules and scheduling instructions, are shown below. If the details of your authorization do not seem correct, please contact certification@splunk.com immediately.

Authorized Candidate: Alicia Messer

Splunk ID: PV-00641571

Client Authorization ID: EAD-00000541

Exam: SPLK-1001 - Splunk Core Certified User

Number of Attempts Authorized: 6

Authorized Dates: 01 October 2018 - 31 December 2019

INSTRUCTIONS FOR SCHEDULING YOUR EXAM

To schedule an appointment to take an exam at .conf, please go to <https://home.pearsonvue.com/splunk/conf>

To schedule your appointment on the website, please go to www.PearsonVue.com/splunk. This website provides additional information about exams, programs, and test center locations.

Step 4

Create an account with Pearson VUE.

If you have any issues with account creation, please contact certification@splunk.com.

If you receive a notification that you already have an existing Pearson VUE account and need login assistance, please contact [Pearson VUE Support](#).



[Home](#) > [Test taker home](#) > [Splunk](#)

Splunk Certifications

Splunk Certifications are an IT industry standard designed to validate knowledge of and demonstrate proficiency with Splunk's universal machine data platform. Certifications range from entry-level to expert and were created to help candidates succeed and thrive in a competitive marketplace. Becoming Splunk certified opens new doors in career growth and professional development. For more details on our programs please visit www.splunk.com/education.

- [Exam Types](#)
- [Test Scheduling](#)
- [Program Information](#)
- [Program FAQ](#)
- [Candidate Handbook](#)



To schedule, reschedule or cancel an exam:

[Sign in](#) [Create account](#)

- [Forgot my username](#)
- [Forgot my password](#)

Select **Create account**.

New users, please sign up for a web account

You will need your Splunk ID to complete the sign up process.

First Name / Given Name:

Last Name / Surname / Family Name:

Splunk ID:

[What is this?](#)

Input First Name, Last Name, and Splunk ID (**not** your Splunk.com username).

Step 5

Schedule an exam appointment.

Your Pearson VUE **Home** screen provides a full list of exams for which you are eligible.

If you believe an exam is missing from this list, please contact certification@splunk.com.

Home

Splunk Exams

Pre-approved Exams

- [SPLK-1001: Splunk Core Certified User](#)
- [SPLK-3001: Splunk Enterprise Security Certified Admin](#)
- [SPLK-3002: Splunk IT Service Intelligence Certified Admin](#)

From Pearson VUE account **Home** screen, select the exam you'd like to schedule.

Choose preferred exam delivery method.

Candidates who choose “**At my home or office**” are subject to rigorous requirements.

Read the [Online Proctored Overview](#) prior to scheduling via this delivery method.

Select Exam Delivery Option

For: SPLK-1001: Splunk Core Certified User

All fields are required.

How do you want to take your exam?

[Exam delivery option descriptions](#)

- At a local test center
- At my home or office
- I have a Private Access Code

Step 5

Schedule an exam appointment (continued).

Click through the verification screens and proceed to **Schedule this Exam**, followed by **Proceed to Scheduling**.

Onsite candidates:
Utilize the Test Center Search to find the test center nearest you.
Select your preferred test center.
Click **Next**.

Test Center Search

Exam Selection: SPLK-1002: Splunk Core Certified Power User | Language: English

Find test centers near:


e.g., "55437" or "5601 Green Valley Drive, Bloomington, MN" or "Paris, France"

★ MILITARY COMMUNITY looking for on-base test centers, please [click here](#).

You can select **up to three** test centers to compare availability.

The test center information link may provide more information regarding wheelchair support, parking, directions, and other physical considerations for a test center.

Test Center	Distance*
<input type="checkbox"/> Questivity Inc 1680 Civic Center Drive Suite E Santa Clara, California 95050 United States Test Center Information	4.0 mi



Choose Appointment

Exam Selection: SPLK-1001: Splunk Core Certified User | Language: English [Change Exam](#)

Test Center

The Stride Center
 1212 Broadway
 Suite 400
 Oakland, California 94612
 United States

[Change Test Centers](#)

Select Date [Why can't I find an available appointment?](#)

September 2018							October 2018						
Su	Mo	Tu	We	Th	Fr	Sa	Su	Mo	Tu	We	Th	Fr	Sa
						1		1	2	3	4	5	6
2	3	4	5	6	7	8	7	8	9	10	11	12	13
9	10	11	12	13	14	15	14	15	16	17	18	19	20
16	17	18	19	20	21	22	21	22	23	24	25	26	27
23	24	25	26	27	28	29	28	29	30	31			
30													

Select **Date**, followed by **Time** for exam appointment.

Step 6

Checkout.

Verify exam appointment details.

Confirm contact information.

Agree to policies (please read carefully).

Enter payment information (or voucher code, if applicable).

Submit Order.

My Order

[Proceed to Checkout](#)

Description	Details	Price	Actions
Exam SPLK-1002: Splunk Core Certified Power User Language: English Exam Length: 60 minutes	Appointment Thursday, August 15, 2022 Start Time: 03:30 PM PDT Change Appointment Location Questivity Inc 1680 Civic Center Drive Suite E Santa Clara, California 95050 United States Change Test Center	130.00	Remove

Total Due	
Subtotal:	130.00
Estimated Tax:	0.00
ESTIMATED TOTAL DUE:	USD 130.00

[Proceed to Checkout](#)

That's it!

You will receive a registration confirmation email from Pearson VUE. **Please read this email carefully**, as it provides important information regarding rescheduling, cancellation, etc.

Splunk Certification cannot modify, cancel, or reschedule existing exam appointments. Please work with Pearson VUE support for these types of requests.

Quick Link Resources:

[Splunk Certification Exams Study Guide](#)

[Online Proctored Exam Delivery Overview](#)

[Splunk Certification Candidate Handbook](#)

[Splunk Certification Agreement](#)

IMPORTANT: When you sit for your certification exam, you will have **3 minutes** to review and accept the [Splunk Certification Agreement](#). Exam sessions will be terminated if this is not accepted within the designated time-frame. You can review the agreement at your convenience.